

Charlotte Region Rental Report – February 2019

A RESEARCH TOOL PROVIDED BY THE CHARLOTTE REGIONAL REALTOR® ASSOCIATION
FOR MORE INFORMATION CONTACT A REALTOR®



Charlotte Regional Realtor® Association

Activity for the Charlotte Region

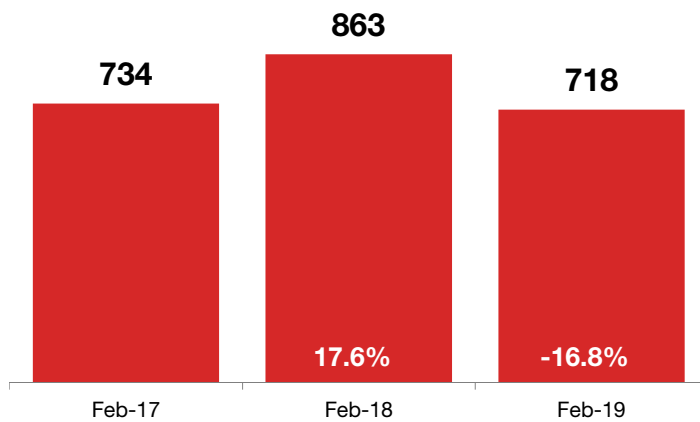
Includes Alexander, Anson, Cabarrus, Catawba, Cleveland, Gaston, Iredell, Lincoln, Mecklenburg, Rowan, Stanly and Union Counties in North Carolina and Chester, Chesterfield, Lancaster and York Counties in South Carolina

February

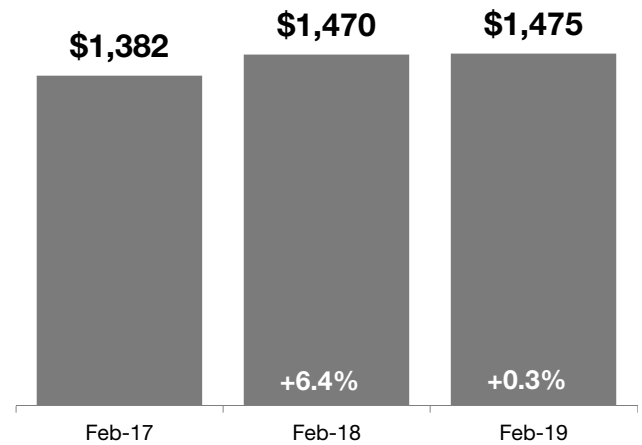
Year to Date

	2018	2019	Percent Change	2018	2019	Percent Change
Number of Active Rentals	1,777	1,161	-34.7%	--	--	--
Number of Properties Leased	863	718	-16.8%	1,587	1,441	-9.2%
Average Monthly Lease Price	\$1,470	\$1,475	+0.3%	\$1,455	\$1,497	+2.9%

Number of Properties Leased

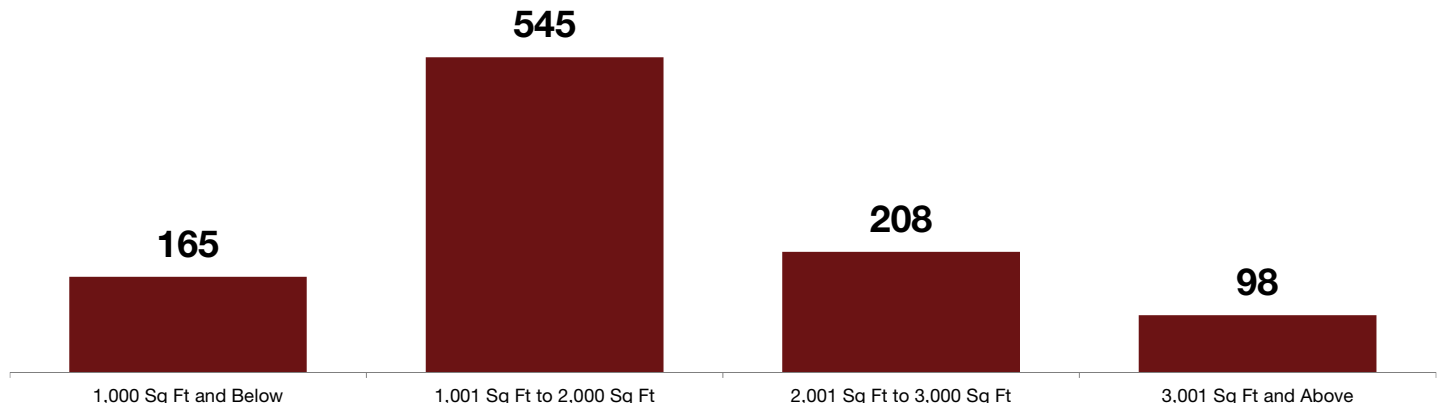


Average Monthly Lease Price



Number of Active Rentals by Total Finished Square Footage

The sum of these segments is not equal to Number of Active Rentals.



This report provides a sample/representation of the rental activity that occurred during the time period shown. It is based on limited historical records, and not all information for each rental is complete. Report provided by the Charlotte Regional Realtor® Association (CRRA). CRRA does not guarantee nor is it responsible for the accuracy of the data provided in this report. Data maintained by CRRA may not reflect all real estate activity in these areas.